

FREE Software Update ADS229 - PSA Pincode Read

January 2017



Advanced Diagnostics is pleased to announce the release of a free update for ADS229 PSA Pincode Read software for various vehicles worldwide.

What does the software do?

ADS229 has been expanded to cover a wider range of PSA vehicles manufactured from 2006 to 2016 - including vehicles fitted with a Johnson Controls BSI. ADS229 software has been significantly improved to cover bladed and proximity keys and also supports pincode reading for bladed vehicles in lost key situations.

To see the vehicle applications please refer to Info Quest.

MVP Pro users: one token will be deducted for pincode reading and another token will be deducted for key programming.

Not available for AD100 Pro Truck.

What other software and products will I need?



Pro Tester



US Patent Number 7,315,238 B2

ADS142 Software

Smart Dongle or
Dongle H & A



Contact your distributor to order ADS229 now.








OFFER DETAILS	
Cable	ADC250 or ADC251
Dongle	Smart Dongle or Dongle H & A
Software Category	B
Other Software Required	ADS142
Smart Card	Yes or Smart Dongle

www.ilco.us – www.adusa.us

APPLICATIONS

PSA Pincode Read - ADS229 Software

APPLICATION CHART - CENTRAL AMERICA

								
Citroën® Berlingo 2 (Blade) 2007 onwards	✓	Automatic procedure	✓	✓	✓	ADC250 or ADC251	Dongle H & A or Smart Dongle	✗
Citroën® C2 (Blade) 2005 to 2009	✓	Automatic procedure	✓	✓	✓	ADC250 or ADC251	Dongle H & A or Smart Dongle	✗
Citroën® C3 (Blade) 2006 to 2010	✓	Automatic procedure	✓	✓	✓	ADC250 or ADC251	Dongle H & A or Smart Dongle	✗
Citroën® C3 (Blade) 2006 onwards	✓	✓	✓	✓	✓	ADC250 or ADC251	Dongle H & A or Smart Dongle	✗
Citroën® C3 (Blade) 2012 onwards	✓	Automatic procedure	✓	✓	✓	ADC250 or ADC251	Dongle H & A or Smart Dongle	✗
Citroën® C3 Aircross (Blade) 2010 onwards	✓	Automatic procedure	✓	✓	✓	ADC250 or ADC251	Dongle H & A or Smart Dongle	✗
Citroën® C3 Picasso (Blade) 2008 onwards	✓	Automatic procedure	✓	✓	✓	ADC250 or ADC251	Dongle H & A or Smart Dongle	✗
Citroën® C4 (Proximity) 2011 onwards	✓	Automatic procedure	✓	✓	✓	ADC250 or ADC251	Dongle H & A or Smart Dongle	✓
Citroën® C4 Picasso (Blade) 2013 onwards	✓	Automatic procedure	✓	✓	✓	ADC250 or ADC251	Dongle H & A or Smart Dongle	✗
Citroën® C4 Picasso (Prox - Slot) 2013 onwards	✓	✗	✓	✓	✓	ADC250 or ADC251	Dongle H & A or Smart Dongle	✓
Citroën® C4 Picasso (Blade) 2007 to 2012	✓	Automatic procedure	✓	✓	✓	ADC250 or ADC251	Dongle H & A or Smart Dongle	✗
Citroën® C5 (Blade) 10/2004 to 2007	✓	✓	✓	✓	✓	ADC250 or ADC251	Dongle H & A or Smart Dongle	✗
Citroën® C5 (Blade) 2008 onwards	✓	Automatic procedure	✓	✓	✓	ADC250 or ADC251	Dongle H & A or Smart Dongle	✗
Citroën® C6 (Blade) 2005 onwards	✓	✓	✓	✓	✓	ADC250 or ADC251	Dongle H & A or Smart Dongle	✗
Citroën® C-Elysée (Blade) 2013 to 2016	✓	Automatic procedure	✓	✓	✓	ADC250 or ADC251	Dongle H & A or Smart Dongle	✗
Citroën® Dispatch 2 - BSI (Blade) 2007 onwards	✓	✓	✓	✓	✓	ADC250 or ADC251	Dongle H & A or Smart Dongle	✗
Citroën® DS3 (Blade) 2009 onwards	✓	Automatic procedure	✓	✓	✓	ADC250 or ADC251	Dongle H & A or Smart Dongle	✗

 Vehicle Name
  Program Key
  Program Remote
  Is PINCODE Required?
  PINCODE Reading
  Precoding
  Cable Required
  Dongle Required
  Is a working Key Required?

Important note: To prevent damage to the Smart Dongle, ensure that the ignition is turned off when connecting the tester to the vehicle.









Please visit the [Advanced Diagnostics website](http://AdvancedDiagnostics.com) to see the training video procedure.

All trademarks listed herein are the property of the respective owners

APPLICATIONS

PSA Pincode Read - ADS229 Software

APPLICATION CHART - CENTRAL AMERICA

								
Citroën® DS4 (Blade) All variants	✓	Automatic procedure	✓	✓	✓	ADC250 or ADC251	Dongle H & A or Smart Dongle	✗
Citroën® DS4 (Proximity) All variants	✓	✗	✓	✓	✓	ADC250 or ADC251	Dongle H & A or Smart Dongle	✓
Citroën® DS5 (Prox - Slot) All variants	✓	✗	✓	✓	✓	ADC250 or ADC251	Dongle H & A or Smart Dongle	✓
Citroën® Jumpy - BSI (Blade) 2008 onwards	✓	✓	✓	✓	✓	ADC250 or ADC251	Dongle H & A or Smart Dongle	✗
Citroën® Jumpy 2 (Blade) 2008 onwards	✓	✓	✓	✓	✓	ADC250 or ADC251	Dongle H & A or Smart Dongle	✗
Fiat® Scudo (Blade) 2008 onwards	✓	✓	✓	✓	✓	ADC250 or ADC251	Dongle H & A or Smart Dongle	✗
Peugeot® 207 (Blade) 2006 to 2012	✓	Automatic procedure	✓	✓	✓	ADC250 or ADC251	Dongle H & A or Smart Dongle	✗
Peugeot® 207 (Blade) 2012 onwards	✓	Automatic procedure	✓	✓	✓	ADC250 or ADC251	Dongle H & A or Smart Dongle	✗
Peugeot® 208 (Blade) 2012 onwards	✓	Automatic procedure	✓	✓	✓	ADC250 or ADC251	Dongle H & A or Smart Dongle	✗
Peugeot® 208 (Blade) 2013 onwards	✓	✓	✓	✓	✓	ADC250 or ADC251	Dongle H & A or Smart Dongle	✗
Peugeot® 301 (Blade) 2013 to 2016	✓	Automatic procedure	✓	✓	✓	ADC250 or ADC251	Dongle H & A or Smart Dongle	✗
Peugeot® 308 (Blade) 2007 to 2013	✓	Automatic procedure	✓	✓	✓	ADC250 or ADC251	Dongle H & A or Smart Dongle	✗
Peugeot® 308 (Blade) 2013 onwards	✓	Automatic procedure	✓	✓	✓	ADC250 or ADC251	Dongle H & A or Smart Dongle	✗
Peugeot® 308 (Blade) 2011 onwards	✓	Automatic procedure	✓	✓	✓	ADC250 or ADC251	Dongle H & A or Smart Dongle	✗
Peugeot® 508 (Blade) 2011 onwards	✓	Automatic procedure	✓	✓	✓	ADC250 or ADC251	Dongle H & A or Smart Dongle	✗
Peugeot® 508 (Blade) 2012 onwards	✓	✓	✓	✓	✓	ADC250 or ADC251	Dongle H & A or Smart Dongle	✗
Peugeot® 508 (Proximity) All variants	✓	Manual procedure	✓	✓	✓	ADC250 or ADC251	Dongle H & A or Smart Dongle	✓

 Vehicle Name
  Program Key
  Program Remote
  Is PINCODE
Required?
  PINCODE
Reading
  Precoding
  Cable
Required
  Dongle
Required
  Is a working
Key Required?

Important note: To prevent damage to the Smart Dongle, ensure that the ignition is turned off when connecting the tester to the vehicle.


Please visit the [Advanced Diagnostics website](http://AdvancedDiagnostics.com) to see the training video procedure.

All trademarks listed herein are the property of the respective owners

APPLICATIONS

PSA Pincode Read - ADS229 Software

APPLICATION CHART - CENTRAL AMERICA

								
Peugeot® 508 (Proximity) 2012 onwards	✓	✓	✓	✓	✓	ADC250 or ADC251	Dongle H & A or Smart Dongle	✓
Peugeot® 607 (Blade) 2005 onwards	✓	Automatic procedure	✓	✓	✓	ADC250 or ADC251	Dongle H & A or Smart Dongle	✗
Peugeot® 807 (Blade) 2006 onwards	✓	✓	✓	✓	✓	ADC250 or ADC251	Dongle H & A or Smart Dongle	✗
Peugeot® 2008 (Blade) 2013 onwards	✓	Automatic procedure	✓	✓	✓	ADC250 or ADC251	Dongle H & A or Smart Dongle	✗
Peugeot® 3008 (Blade) 2007 onwards	✓	✓	✓	✓	✓	ADC250 or ADC251	Dongle H & A or Smart Dongle	✗
Peugeot® 3008 (Blade) 2013 to 2015	✓	Automatic procedure	✓	✓	✓	ADC250 or ADC251	Dongle H & A or Smart Dongle	✗
Peugeot® 3008 (Blade) All variants	✓	✓	✓	✓	✓	ADC250 or ADC251	Dongle H & A or Smart Dongle	✗
Peugeot® 4008 (Blade) All variants	✓	✓	✓	✓	✓	ADC250 or ADC251	Dongle H & A or Smart Dongle	✗
Peugeot® 5008 (Blade) All variants	✓	Automatic procedure	✓	✓	✓	ADC250 or ADC251	Dongle H & A or Smart Dongle	✗
Peugeot® 207cc (Blade) 2006 onwards	✓	✓	✓	✓	✓	ADC250 or ADC251	Dongle H & A or Smart Dongle	✗
Peugeot® 307 Mk1 Ph2 (Blade) 2005 to 2010	✓	Automatic procedure	✓	✓	✓	ADC250 or ADC251	Dongle H & A or Smart Dongle	✗
Peugeot® Expert (Blade) 2007 onwards	✓	✓	✓	✓	✓	ADC250 or ADC251	Dongle H & A or Smart Dongle	✗
Peugeot® Partner (Blade) 2008 onwards	✓	✓	✓	✓	✓	ADC250 or ADC251	Dongle H & A or Smart Dongle	✗
Peugeot® Partner - CAN (Blade) 2008 onwards	✓	Automatic procedure	✓	✓	✓	ADC250 or ADC251	Dongle H & A or Smart Dongle	✗
Peugeot® RCZ (Blade) 2010 onwards	✓	Automatic procedure	✓	✓	✓	ADC250 or ADC251	Dongle H & A or Smart Dongle	✗
Toyota® Proace (Blade) 2013 onwards	✓	Automatic procedure	✓	✓	✓	ADC250 or ADC251	Dongle H & A or Smart Dongle	✗

	Vehicle Name		Program Key		Program Remote		Is PINCODE Required?		PINCODE Reading		Precoding		Cable Required		Dongle Required		Is a working Key Required?
--	--------------	---	-------------	---	----------------	---	-------------------------	---	--------------------	---	-----------	---	-------------------	---	--------------------	---	-------------------------------

Important note: To prevent damage to the Smart Dongle, ensure that the ignition is turned off when connecting the tester to the vehicle.

Please visit the [Advanced Diagnostics website](http://AdvancedDiagnostics.com) to see the training video procedure.

All trademarks listed herein are the property of the respective owners